



# NZ Funds Advised Portfolio Service

Other Material Information

3 December 2021

**NZFunds**

Transforming Wealth

## Contents

1. Background .....	02
2. NZ Funds Advised Portfolio Service .....	02
3. The Manager .....	03
4. Other parties .....	03
5. Supervisor and Manager indemnity .....	04
6. Other key terms .....	04
7. More about fees and charges .....	05
8. More about active management .....	08
9. Risks .....	13
10. Conflicts of interest .....	14
11. How your investment is taxed .....	14
12. Personal information .....	15
13. Material contracts .....	15
14. More about market indices .....	16
15. Glossary .....	17

## 1. Background

This document tells you more about the funds (Portfolios) offered under the NZ Funds Advised Portfolio Service (formerly known as the NZ Funds Managed Portfolio Service). It should be read together with the Product Disclosure Statement (PDS), Statement of Investment Policy and Objectives (SIPO), Quarterly Fund Updates and any other documents held on the offer and scheme registers at [disclose-register.companiesoffice.govt.nz](https://disclose-register.companiesoffice.govt.nz).

In this document, 'you', 'your', 'investor' or 'unit holder' means a person or entity that invests in a Portfolio, and 'NZ Funds', 'we', 'us', 'our' or 'the Manager' means New Zealand Funds Management Limited. When we use the word 'current' or 'currently' about a law, policy, or practice we mean at the date of this document.

The information in this document may change. Please check the offer register at [disclose-register.companiesoffice.govt.nz](https://disclose-register.companiesoffice.govt.nz) for any updates.

## 2. NZ Funds Advised Portfolio Service

The NZ Funds Advised Portfolio Service is a series of actively managed Portfolios. Nine Portfolios are offered across four investment categories:

Category	Portfolio
Cash	Core Cash Portfolio
Income	Core Income Portfolio Global Income Portfolio
Inflation	Core Inflation Portfolio Equity Inflation Portfolio Property Inflation Portfolio
Growth	Core Growth Portfolio Global Equity Growth Portfolio Dividend and Growth Portfolio

The Portfolios are not designed to be used as stand-alone investments. They are designed to be combined in different ways in order to achieve different investment outcomes depending on how a client wishes to approach investing.

The Portfolios are established within two managed investment schemes (Schemes) registered under the Financial Markets Conduct Act 2013 (FMC Act). The Core Inflation Portfolio and Equity Inflation Portfolio are established within the 'NZ Funds Managed Portfolio Service Part One' Scheme. All other Portfolios are established within the 'NZ Funds Managed Portfolio Service Part Two' Scheme.

Each Scheme is managed under the rules set out in its trust deed, also called the governing document (Trust Deed). You can get a copy of each Trust Deed from the scheme register at [disclose-register.companiesoffice.govt.nz](https://disclose-register.companiesoffice.govt.nz).

## 3. The Manager

### About NZ Funds

NZ Funds is the Manager of the Portfolios. We are licensed by the Financial Markets Authority (FMA) to be a manager of registered managed investment schemes under the FMC Act.

NZ Funds is wholly owned by Investment Group Holdings Limited (IGHL). IGHL is owned by interests associated with its directors and by the NZ Funds Executive Trustee Company Limited as trustee of the IGHL Trust. The beneficiaries of the IGHL Trust are mainly senior management of NZ Funds.

### Our directors

**Gerald Noel Siddall** (LLB) is a non-executive director and Chairman of NZ Funds. Gerald has more than 35 years' experience in the financial services industry in New Zealand and overseas. He co-founded NZ Funds in 1988 and was responsible for building and leading NZ Funds until 2009. He was previously a director of NZ Funds until March 2010. He was reappointed as a director of NZ Funds on 21 March 2016. Gerald is not an employee of NZ Funds and he is not an independent director as he has a material indirect ownership interest in NZ Funds as the beneficiary of a trust.

**Gregory Bernard Horton** (LLB (Hons), BCom) is an independent director of NZ Funds. Gregory was appointed a director of NZ Funds in May 2013. Gregory is a consultant to Harnos Horton Lusk Limited, a law firm based in Auckland. He has practised law both in New Zealand and New York. Gregory has an indirect ownership interest in NZ Funds through the IGHL Trust.

**John Lindsay Cobb** (PG Dip (Business Finance), NZX Diploma, Level 1 and 2, ASX Derivatives qualification) is an independent director of NZ Funds. He was appointed a director of NZ Funds on 1 February 2019. John has had a 20-year career in share broking and investment banking, and now works with a number of small businesses assisting with growth and investment.

**Michael John Lang** (BA (Econ), LLB (Hons), CFA) is a director and Chief Executive of NZ Funds. Michael has more than 25 years experience in the financial services industry in New Zealand and in hedge funds overseas. He joined NZ Funds in 1993. He left to work overseas in 2003 and returned in 2008. Michael became a director of NZ Funds in 2010 and was appointed Chief Executive on 1 October 2018. Michael is not an independent director as he is an employee of NZ Funds and has a material indirect ownership interest in NZ Funds as the beneficiary of a trust.

**Richard Stuart Taylor James** (Dip. Bus. (Finance)) is a non-executive director of NZ Funds. Richard has more than 25 years experience in the financial services industry in New Zealand. He originally joined NZ Funds as an employee in 1993 and became a director of NZ Funds in August 2006. He was Chief Executive of NZ Funds from 2009 to 2018. Richard is not an employee of NZ Funds and is not an independent director as he has a material indirect ownership interest in NZ Funds as the beneficiary of a trust.

**Russell William Tills** (BCom, ACA) is a non-executive director of NZ Funds. Russell has more than 40 years' experience in the financial services industry in New Zealand and overseas. He joined NZ Funds in 1989 and, along with Gerald Siddall, was responsible for building and leading NZ Funds until 2009. He was a director of NZ Funds until March 2010. He was reappointed as a director of NZ Funds on 21 March 2016. Russell is not an employee of NZ Funds and he is not an independent director as he has a material indirect ownership interest in NZ Funds as the beneficiary of a trust.

Our directors may change from time to time. You can find the names of our directors at [companies-register.companiesoffice.govt.nz](http://companies-register.companiesoffice.govt.nz).

## 4. Other parties

### Supervisor

The New Zealand Guardian Trust Company Limited is the supervisor (Supervisor) of the Portfolios. The Supervisor is licensed by the FMA to act as a supervisor of registered managed investment schemes under the Financial Markets Supervisors Act 2011. More information on their licence is available on the FMA's website at [www.fma.govt.nz](http://www.fma.govt.nz).

The Supervisor's current directors are Robin Albert Flannagan, Bryan David Connor and James Earl Douglas. The Supervisor's directors may change from time to time. You can find the names of the Supervisor's directors at any time at [companies-register.companiesoffice.govt.nz](http://companies-register.companiesoffice.govt.nz).

### Custodian

The Supervisor is responsible for holding the property of the Portfolios. The Supervisor has entered into custodial services agreements with Citibank N.A. to provide custodial services to the Portfolios, however, all property of the Portfolios is currently held by the Supervisor.

### Auditor

The auditor is Ernst & Young. Ernst & Young is registered under the Auditor Regulation Act 2011.

### Solicitors

The solicitors are Russell McVeagh.

## 5. Supervisor and Manager indemnity

Subject to the limits on permitted indemnities under the FMC Act, both we and the Supervisor are indemnified out of the Portfolios for all losses, costs and expenses incurred by us or the Supervisor in carrying out our roles as Manager and Supervisor.

This indemnity does not cover losses, costs and expenses arising from our wilful default, wilful breach of trust, fraud or gross negligence. More information is set out in the Trust Deeds.

## 6. Other key terms

This section summarises some of the key terms used in the Portfolios. For more detailed information, please see the Trust Deeds.

### Valuation & unit pricing

Calculating a unit price allows us to value your investment in a Portfolio. Each Portfolio's unit price is calculated by dividing the net asset value of that Portfolio by the number of units issued to investors. The net asset value is the value of a Portfolio's assets less its liabilities.

The Trust Deeds set out the principles that apply to the valuation of a Portfolio's assets and calculation of net asset value. We generally calculate the net asset value of a Portfolio each business day. We may use the calculated unit price at the end of any month for up to two business days after the month ends.

We may set valuation methods and policies for each category of asset and change them from time to time. The Supervisor approves these valuation methods and policies and we will tell the Supervisor if we make any changes. Sometimes we use estimates to value assets, for example, where assets are priced monthly, or where assets become illiquid (difficult to convert to cash) or are not regularly traded.

Specific transactions (for example, large transactions) may require us to adjust the unit price for that day so that the costs of those transactions are paid by the investors involved in those transactions. We do not currently charge transaction costs.

### Issuing units

We may decline to accept any application for units in a Portfolio and do not have to give a reason for declining an application. We may also defer accepting any application by up to two business days.

The process for investing in the Portfolios is explained in the PDS. Application amounts are paid into a non-interest bearing bank account and will be applied to the relevant Portfolios once the application is accepted. Application amounts must be in New Zealand dollars.

There are currently no minimum or maximum investment amounts. We will tell you if we introduce a minimum or maximum investment amount.

## Withdrawals

Subject to current withdrawal restrictions and our right to defer or suspend withdrawals, we will redeem your units in a Portfolio under the procedures in the Trust Deeds where you give us a valid withdrawal request. You cannot cancel a withdrawal request unless we agree.

We may introduce restrictions and limitations on withdrawals. Currently, all Portfolios (other than the Core Cash Portfolio) have a 21 day withdrawal notice period. This means you must give us 21 days' notice of your intention to withdraw, unless you are switching to another Portfolio in which case you can generally switch your investment at any time. We may change these notice periods without notifying you.

Withdrawal payments are based on the unit price for each unit redeemed (Redemption Price). If a withdrawal notice period applies, we will calculate the Redemption Price for the day the notice period expires (or if that day is not a business day, on the next business day).

If there is no withdrawal notice period, we will calculate the Redemption Price for the day we receive your withdrawal request so long as that day is a business day and your withdrawal request is received before 2pm. If your withdrawal request is received after 2pm or on a day that is not a business day, we will calculate the Redemption Price for the next business day.

Under the Trust Deeds, we must pay withdrawals within 20 business days of the date the withdrawal request is accepted (subject to our right to defer or suspend withdrawals). However, we normally pay withdrawals within four business days of the date the withdrawal request is accepted. We may defer withdrawals for up to two business days.

## Switches

A switch is considered a withdrawal from one Portfolio and an application for units in another Portfolio. There are currently no notice periods for switches, so you can generally switch your investment at any time (subject to our right to defer or suspend switches).

We normally process switch requests within two business days of receipt. We may defer processing some or all switch requests for up to 21 days. Where a switch request is deferred, we will calculate withdrawal proceeds on the date the switch request is processed, not on the date we receive the switch request.

## Deferring & suspending withdrawals & switches

Where we get withdrawal or switch requests for more than 10% of a Portfolio's units on a particular date (excluding the Core Inflation Portfolio and Equity Inflation Portfolio), we may 'scale back' requests so that only some of the units are redeemed. Any units not redeemed may be redeemed by us at any time. There is no specific time period in which we must redeem these units.

In certain circumstances, we may also suspend withdrawals and switches by giving a redemption suspension notice. For example, if we think it is not practicable, or would be materially prejudicial to the interests of any unit holders, to sell assets for redemptions. This could be due to market conditions, the nature of any asset or other circumstances.

If we give a redemption suspension notice, this means all withdrawal and switch requests are suspended until we tell you the suspension is cancelled.

Except for the Core Inflation Portfolio and Equity Inflation Portfolio, there is no limit on the suspension period for any Portfolio. The maximum suspension period for the Core Inflation Portfolio and Equity Inflation Portfolio is 90 days, although we can extend this with the Supervisor's agreement.

Even if we give a redemption suspension notice for a Portfolio, we may allow you to withdraw:

- if, in our opinion, suspending your withdrawal or switch request would cause you financial hardship;
- if you have a regular withdrawal arrangement with us; or
- in any other circumstances, we consider reasonable.

## Closing your investment

In some circumstances, we may need to redeem all your units or close your investment in a Portfolio. For example, if we consider it is necessary to comply with any laws or to avoid adverse regulatory consequences for us, the Supervisor, the Portfolios or investors in the Portfolios generally.

We may also redeem all your units if your withdrawal request would leave you with less than the minimum holding, or where it is necessary to maintain a Portfolio's Portfolio Investment Entity (PIE) status.

## Borrowing

Borrowing is allowed under the Trust Deeds. However, the Portfolios do not currently borrow money for the purpose of investing. This does not include ongoing operational agreements with service providers such as overdraft facilities and creditor relationships or leverage created through the use of derivatives.

## Winding-up/insolvency

If a Portfolio is wound up or becomes insolvent, the assets of the Portfolio will be sold and the money will be used first to meet the claims of any creditors. After all creditors have been paid, your share of what remains will be paid to you.

## Indemnity for tax liability

You are required to repay us and the Supervisor for any tax paid on your behalf on income from your investment in a Portfolio. This only applies if your investment is not sufficient to meet your tax liability.

## Changes to Trust Deeds

The Trust Deeds can be changed by us and the Supervisor. Any changes must comply with the FMC Act.

# 7. More about fees and charges

## Annual fund charges

Estimated annual fund charges are included in section 5 of the PDS and are made up of a management fee, estimated service fee (which covers the Supervisor's fee and other third party service charges), external management fee, and performance fee.

In addition to annual fund charges, transaction costs of buying and selling assets (eg, brokerage) are paid directly or indirectly by the Portfolios and reflected in the unit price.

## Management fee

Each Portfolio is charged an annual management fee by NZ Funds which covers the management of the Portfolios. The management fee is calculated daily and paid monthly.

We may change the management fee, so long as we tell the Supervisor and investors one month before we change it. We may also charge an investor or group of investors (including any group of investors advised by a financial advice provider), a lower management fee, or we may rebate all or some of the management fee for an investor or a group of investors.

## Current management fees

The current management fees are:

Portfolio	Management fee* (p.a.)
Core Cash Portfolio	0.03%
Core Income Portfolio	1.42%
Global Income Portfolio	1.42%
Core Inflation Portfolio	2.80%
Equity Inflation Portfolio	2.47%
Property Inflation Portfolio	2.80%
Core Growth Portfolio	2.46%
Global Equity Growth Portfolio	2.49%
Dividend and Growth Portfolio	2.79%

\* As a percentage of the gross asset value of each Portfolio.

The Portfolios invest in wholesale trusts managed by us (wholesale trusts), however we do not charge separate management fees for the wholesale trusts. We may charge a performance fee in certain wholesale trusts – see 'Performance fee' on page 6.

## Fee rebates

We will rebate a portion of our management fee from our own funds based on the total amount you have invested in the Advised Portfolio Service and other managed funds offered by NZ Funds (your total investment). If your total investment is between \$1,000,000 and \$3,000,000, we will give you a management fee rebate of up to 0.42%. If your total investment is more than \$3,000,000, we will give you a management fee rebate of up to 1.72%.

The fee rebate you are entitled to is based on your total investment at each calculation date. This means that contributions, withdrawals and market movements may influence your rebate entitlement. We may also extend the rebate calculation to include your related accounts.

The management fee rebate is calculated daily based on your investment balance and paid monthly by giving you extra units in the relevant Portfolios. The rebate will generally be paid on the 25th of each month. If you fully withdraw from the Portfolios before we pay any fee rebate, you will no longer be entitled to that rebate.

We may change the rate and basis for calculating the management fee rebate, or remove the rebate, at any time. If we decrease the rebate rate or remove the rebate, we will give one month's notice to investors affected by the change.

In addition to our fee rebate, we may from our own funds, pay or rebate some or all of the fees and expenses incurred in the Portfolios or any of the wholesale trusts.

### Service fee

Service fees cover the charges for services provided to the Portfolios and related wholesale trusts that the Portfolios invest in, such as fund administration, custody, audit and legal fees, and the Supervisor's fees.

### Supervisor fee

The Supervisor charges a fee for its services. The Supervisor fee for each Portfolio is currently up to 0.04% per annum of the gross asset value of the Portfolio. Supervisor fees are calculated daily and paid by the Portfolios monthly. Estimates of Supervisor fees are included within 'annual fund charges' in the PDS. The Supervisor may, if we agree, change the Supervisor fee at any time so long as we or the Supervisor give one month's notice to investors.

### Other third party service charges

The Portfolios and the wholesale trusts that they invest in may incur other third party charges for services such as legal, audit and custody. These third party service charges are paid out of the assets of the Portfolio or wholesale trust. Estimates of these charges are included within 'annual fund charges' in the PDS.

### External management fee

The Portfolios may invest in underlying funds managed by external specialist investment managers (external managers) which may charge fees (including entry fees, exit fees, management and administration fees, and performance fees) and incur expenses.

An external manager will typically only charge a performance fee when its investment return outperforms a benchmark or a performance hurdle (which may be 0%). The estimates in the

### Wholesale trusts that may charge a performance fee

Investing Portfolios	Private Core Income Trust	Private Global Income Trust	Private Dividend Yield Trust	Private Global Macro Trust	Private Global Property Trust	Private Absolute Return Trust	Private Global Inflation Trust
Core Cash Portfolio							
Core Income Portfolio	✓						
Global Income Portfolio		✓					
Core Inflation Portfolio			✓			✓	
Equity Inflation Portfolio						✓	✓
Property Inflation Portfolio					✓	✓	
Core Growth Portfolio				✓			
Global Equity Growth Portfolio				✓			
Dividend and Growth Portfolio			✓				

table below include performance fees which are based on an assumption of the likely outperformance of the current external managers.

As the Portfolios indirectly invest in external managers their returns will be affected by the fees and expenses charged by external managers as they are reflected in the value of the Portfolio's investments in the funds of these external managers.

### Current estimated external management fees

Estimates of other external management fees and expenses are based on fee information provided by the current external managers. Assumptions on the percentage of each Portfolio that is invested in external managers are based on the Portfolios' current target allocations.

The external managers and the Portfolios' allocation to those managers will change from time to time. Actual fees will depend on the managers selected, their performance, and the allocation to those managers, which is likely to vary from these estimates.

The annual fund charges in the PDS include the following estimated external management fees:

Portfolio	Estimated external management fee*
Core Cash Portfolio	n/a
Core Income Portfolio	0.00%
Global Income Portfolio	0.00%
Core Inflation Portfolio	0.05%
Equity Inflation Portfolio	0.36%
Property Inflation Portfolio	0.05%
Core Growth Portfolio	0.40%
Global Equity Growth Portfolio	0.30%
Dividend and Growth Portfolio	0.00%

\* As a percentage of the net asset value of each Portfolio.

### Performance fee

None of the Portfolios are charged a performance fee directly by NZ Funds. However, where specific performance targets are met, NZ Funds may charge a performance fee in certain wholesale trusts that the Portfolios invest in. The wholesale trusts where a performance fee may be charged and the Portfolios that currently invest in those wholesale trusts are set out in the table below.



## Example of Private Dividend Yield Trust performance fee

Financial year	Investment value at start of year	Investment value at end of year (before performance fee)	Investment return	Hurdle rate	Relative Performance		Value of under-performance brought forward	Net out performance	Performance fee charged	High-water mark	High-water mark met	Performance fee paid	Performance fee accrued to pay in future years	Under performance carried forward
					%	\$								
Y1	\$10,000.00	\$11,000.00	10.0%	8.0%	2.0%	\$200.00	NIL	\$200.00	\$30.00	\$10,000.00	✓	\$30.00	NIL	NIL
Y2	\$10,970.00	\$11,847.60	8.0%	10.0%	-2.0%	NIL	NIL	-\$219.40	NIL	\$10,970.00	✓	NIL	NIL	-\$219.40
Y3	\$11,847.60	\$10,662.84	-10.0%	-15.0%	5.0%	\$592.38	-\$219.40	\$372.98	\$55.95	\$10,970.00	✗	NIL	\$55.95	NIL
Y4	\$10,606.89	\$12,197.93	15.0%	15.0%	0.0%	NIL	NIL	NIL	NIL	\$10,970.00	✓	\$55.95	NIL	NIL

In the example above, the performance fee of the Private Dividend Yield Trust is 15% of the amount by which its performance (before tax but including imputation credits) exceeds the hurdle rate of return.

In year one, the Private Dividend Yield Trust outperforms the hurdle rate by 2% accruing a performance fee which is then paid at the end of the performance period and a new high-water mark set.

In year two, the Private Dividend Yield Trust underperforms the hurdle rate and consequently no performance fee is accrued. Any underperformance is carried forward and must be recovered before any future performance fee is accrued. This is illustrated in year three, when the Private Dividend Yield Trust returns more than the hurdle rate and the year two underperformance is recovered.

As the outperformance in year three exceeds the underperformance from year two, a performance fee is accrued in year three. However, no performance fee is paid at the end of year three as the Private Dividend Yield Trust is below the last high-water mark (set in year one).

The performance fee accrued in year three is not paid until the end of year four, when the Private Dividend Yield Trust exceeds the high-water mark. A new high-water mark is set at the end of year four.

The performance fee for each wholesale trust is calculated daily and reflected in its unit price. Performance fees are paid on or after 31 March each year, subject to a high-water mark as described in the PDS. The high-water mark cannot be reset lower.

The wholesale trusts use recognised market indices as their performance hurdle rates of return. Out-performance of the market indices, whether the market index return is positive or negative, will result in a performance fee being accrued even though the unit price may be below the last high-water mark.

The performance returns of each wholesale trust are calculated on a before tax basis and include imputation credits (where applicable). When we calculate the performance of the hurdle rate, we include the following notional management fees:

- for the Private Dividend Yield Trust, Private Global Macro Trust, and Private Global Property Trust, 0.40% per annum; and
- for the other wholesale trusts, 0.20% per annum.

The notional management fee has the effect of increasing the required level of return the wholesale trust must achieve before it is eligible for a performance fee.

The table at the top of the page contains an example of the Private Dividend Yield Trust performance fee. It is a simplified example of how the performance fee is calculated in different scenarios. It is for illustration only and is not an indication of an actual calculation made or a forecast investment return.

The annual fund charges in the PDS include the following estimated performance fees:

Portfolio	Estimated performance fee*
Core Cash Portfolio	n/a
Core Income Portfolio	0.03%
Global Income Portfolio	0.03%
Core Inflation Portfolio	0.04%
Equity Inflation Portfolio	0.01%
Property Inflation Portfolio	0.05%
Core Growth Portfolio	0.05%
Global Equity Growth Portfolio	0.03%
Dividend and Growth Portfolio	0.06%

\* As a percentage of the net asset value of each Portfolio.

These estimates are based on the following assumptions:

- that the wholesale trust will on average achieve returns above the market index (hurdle rate) over the long term.
- that the percentage of each Portfolio invested in the wholesale trusts that charge performance fees are based on current target allocations.

The estimates are not intended to indicate any expected returns or fees. Actual performance fees will vary from the estimates. Actual performance fees for the most recent year are available in the latest Quarterly Fund Update which you can get from our website at [www.nzfunds.co.nz](http://www.nzfunds.co.nz).

The performance fees received by NZ Funds for the previous five years for each of the Portfolios are shown (as a percentage of the net asset value of each Portfolio) in the table below. These were paid indirectly by the wholesale trusts that each Portfolio invests in for the 2020 and 2021 years.

All performance fees paid to NZ Funds by the wholesale trusts are on arm's length terms and meet the requirements for related party transactions in the FMC Act.

Year ended March	Core Income Portfolio	Global Income Portfolio	Core Inflation Portfolio	Property Inflation Portfolio	Equity Inflation Portfolio	Core Growth Portfolio	Global Equity Growth Portfolio	Dividend and Growth Portfolio
2017	NIL	NIL	NIL	NIL	NIL	NIL	0.53%	0.58%
2018	NIL	NIL	NIL	NIL	NIL	NIL	0.10%	-0.41%
2019	NIL	NIL	NIL	NIL	NIL	NIL	-0.09%	NIL
2020	NIL	NIL	0.67%	NIL	NIL	NIL	NIL	1.00%
2021	1.38%	0.90%	2.15%	2.95%	4.22%	17.22%	8.96%	1.90%

### Expense reimbursement

The Trust Deeds allow us, the Supervisor, and any parties that may be appointed by us or the Supervisor, to be reimbursed for all expenses properly incurred.

### Basis for estimates of fund charges in PDS

The annual fund charges in the PDS include estimates of Supervisor's fees, other third party service charges, external manager fees, and performance fees.

Estimates of external manager fees and performance fees are discussed on page 6. All other estimates are based on the assumption that the ongoing level of these charges will be similar to those charged in the most recent financial year.

Actual annual fund charges for each Portfolio for the most recent year are available in the latest Quarterly Fund Update which you can get from our website at [www.nzfunds.co.nz](http://www.nzfunds.co.nz).

### Action fees

We do not charge any establishment, contribution, termination, withdrawal, switch or transfer fees.

### Financial advice provider fees

Your financial advice provider may charge fees for financial advisory services they provide. These fees, including how and when the fees are paid, should be agreed between you and your financial advice provider before an investment is made.

Details of these fees must be set out in your financial advice provider's disclosure statement. These fees are payable by you to your financial advice provider, and may, if you agree, be deducted from your investment.

Where you have selected a financial advice provider employed by NZ Funds, we may charge a fee for financial advisory services in the same way as set out above.

### Service payments

We may pay financial advice providers an onboarding and ongoing service payment in recognition of the effort and costs associated with providing services to you regarding your investment in the NZ Funds Advised Portfolio Service. Where this occurs, you will not be charged an additional fee.

### GST

Fee estimates do not include GST or other similar tax. This means that if any GST or other similar tax is payable, it will be in addition to the stated fee.

### Contribution to fees

We may, from our own funds, reduce, pay or rebate some or all of the fees and expenses in this section.

## 8. More about active management

NZ Funds uses an active investment management approach in managing the Portfolios. We make ongoing investment decisions, scanning for emerging opportunities, buying and selling as appropriate, and using sophisticated financial instruments in seeking to achieve the investment objectives of each Portfolio.

### Active management generally

Our active management approach means that we (and the external specialist investment managers we work with) make buy and sell decisions every day, increase your investments in assets we believe have stronger upside, and reduce investments in assets that we believe have run their course.

We also have the ability to invest using sophisticated investment instruments and techniques (used by other managers who manage money in similar ways to us). These instruments and techniques may not be generally accessible to individual investors.

### Actual investment mix

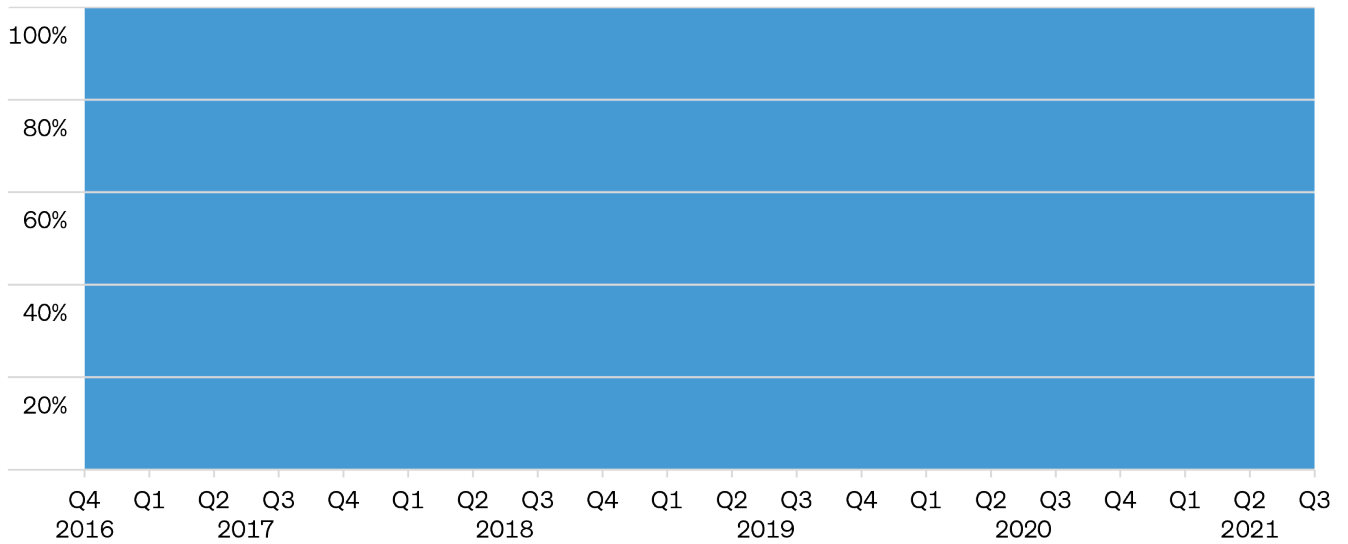
As a result of our active management approach, the actual investment mix of a Portfolio may vary significantly from the target investment mix shown in the table in Section 3 of the PDS.

This can be illustrated by the graphs on page 9, 10 and 11, which show the actual investment mix of each Portfolio for the last five years.

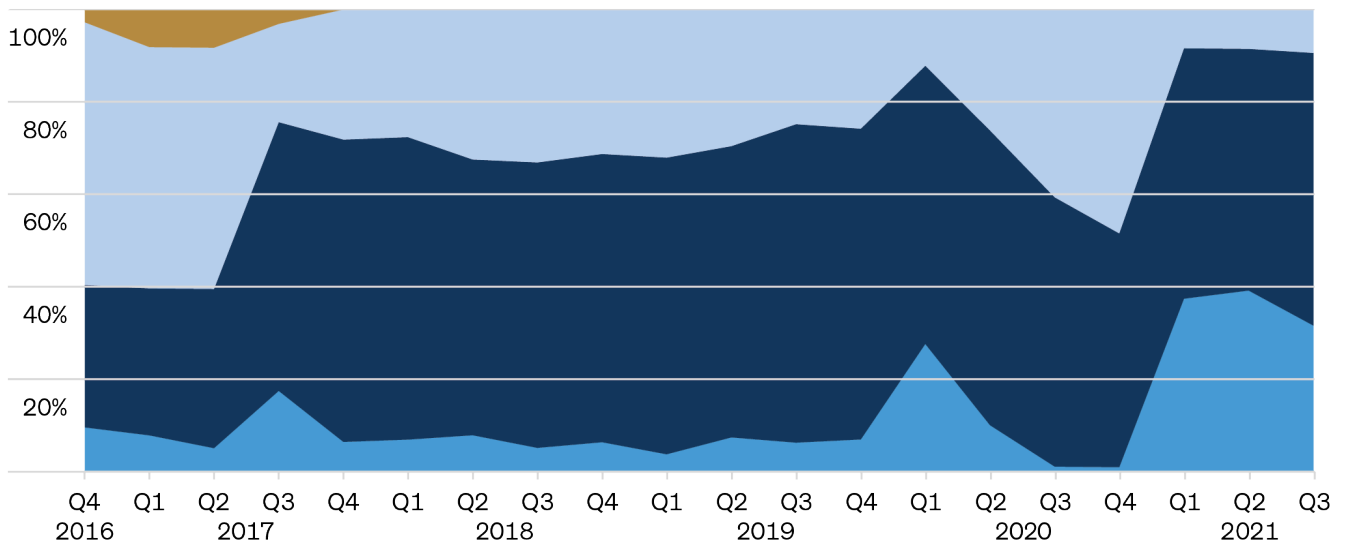
The actual investment mix in the graphs is taken from the Quarterly Fund Update for each Portfolio, which are scaled to 100% to take into account the impact of derivatives.



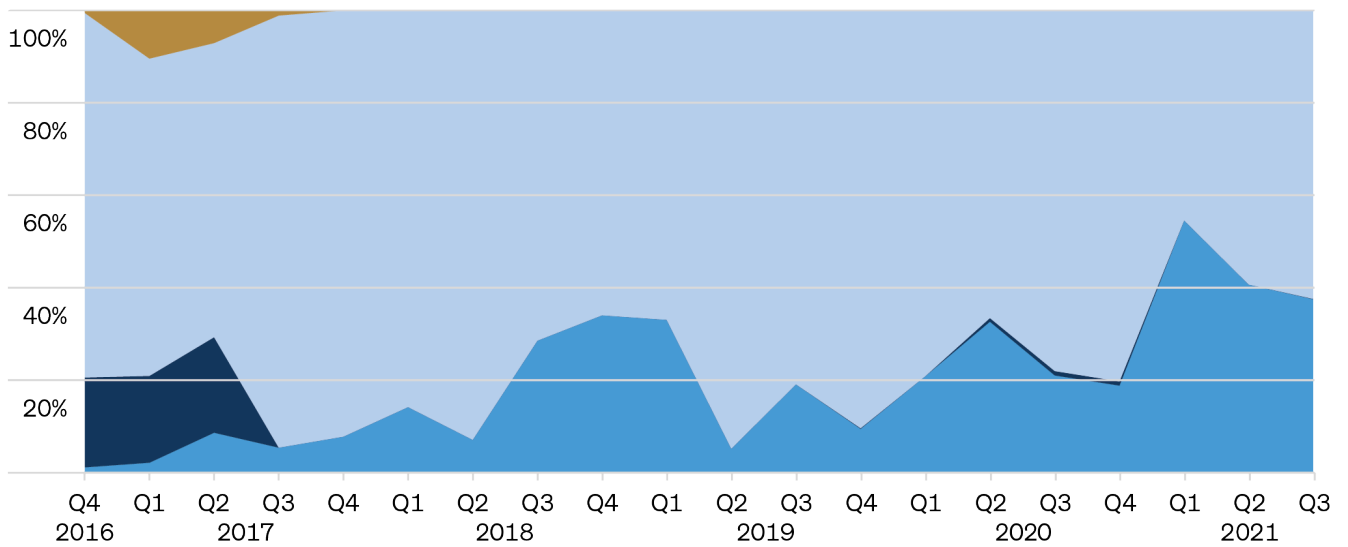
**Core Cash Portfolio**



**Core Income Portfolio**

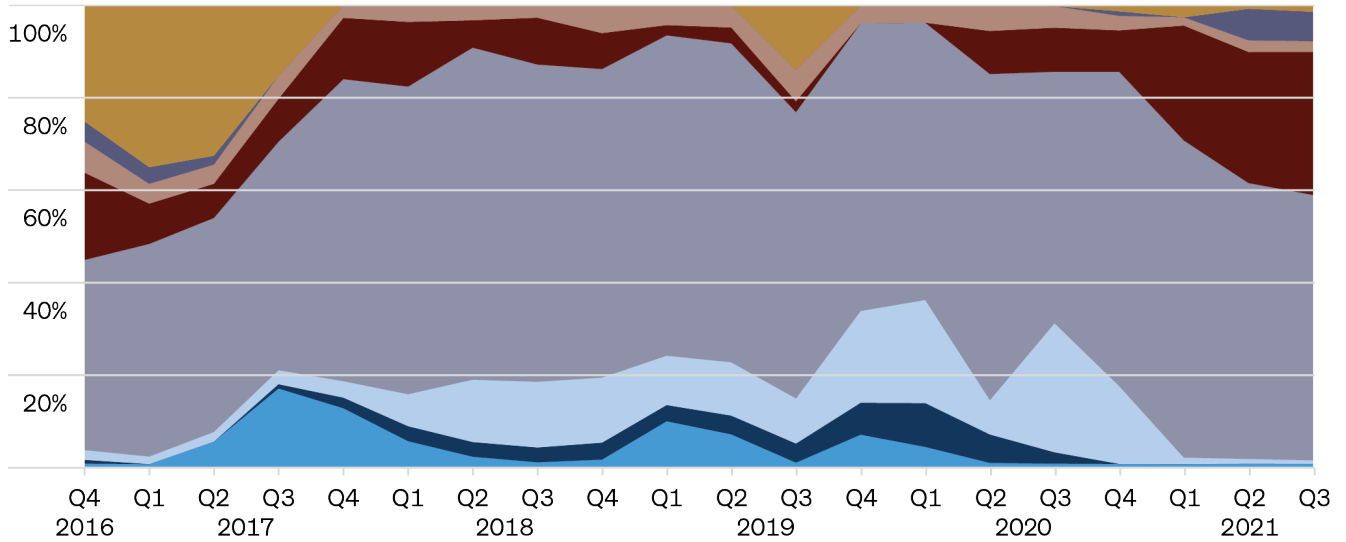


**Global Income Portfolio**

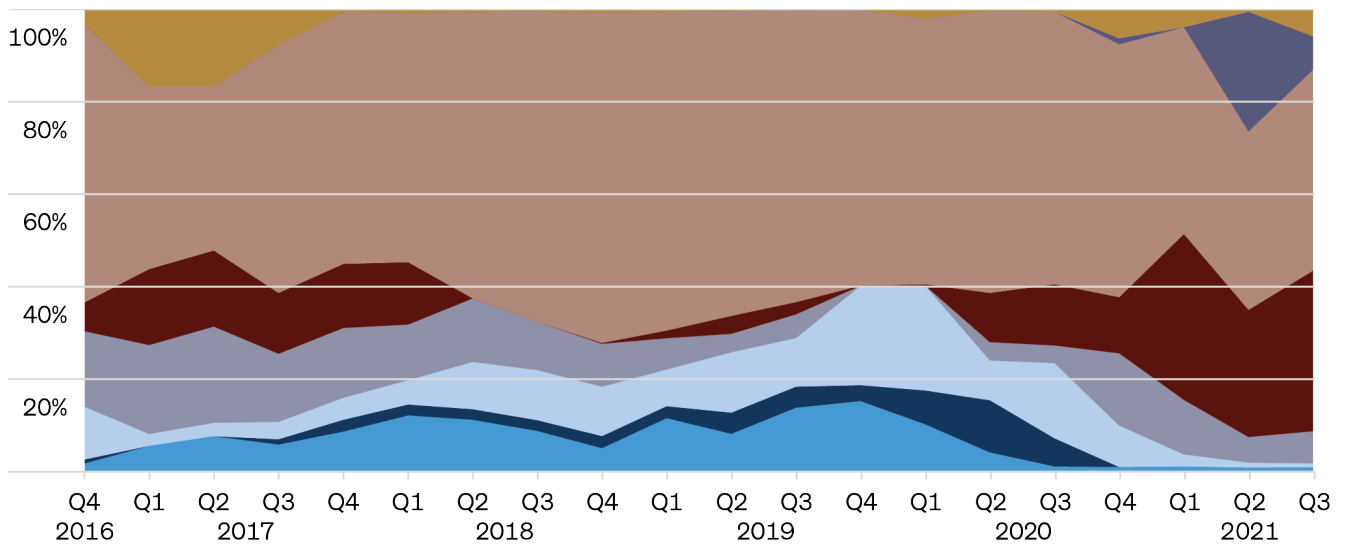


- Cash and cash equivalents
- New Zealand fixed interest
- International fixed interest
- Australasian equities
- International equities
- Listed property
- Commodities
- Other

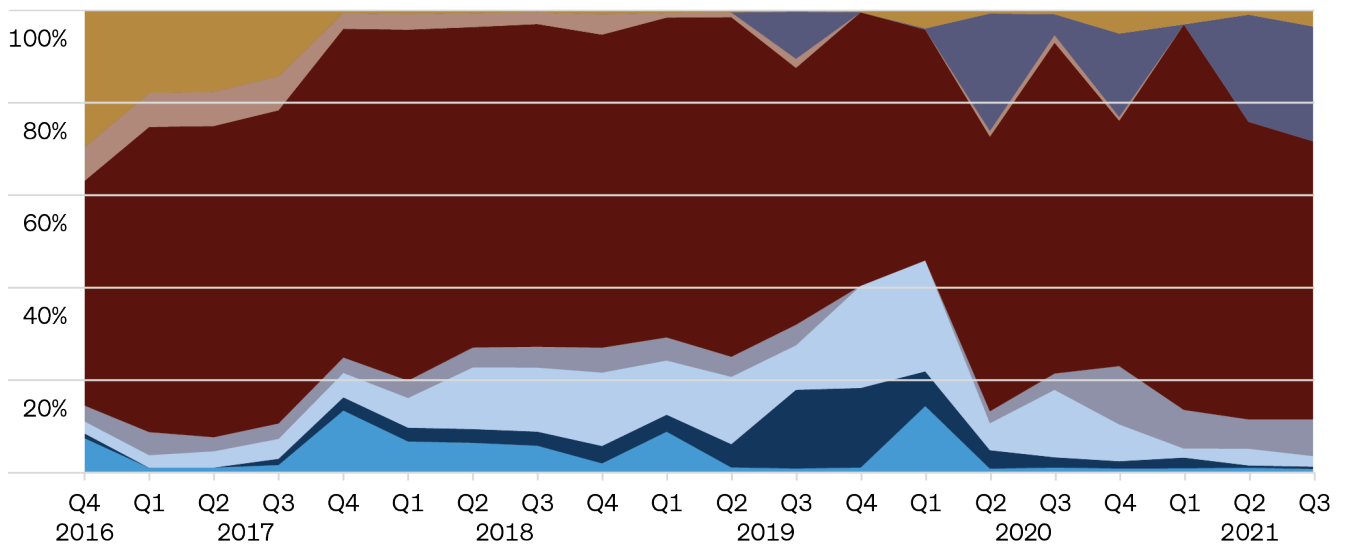
**Core Inflation Portfolio**



**Property Inflation Portfolio**

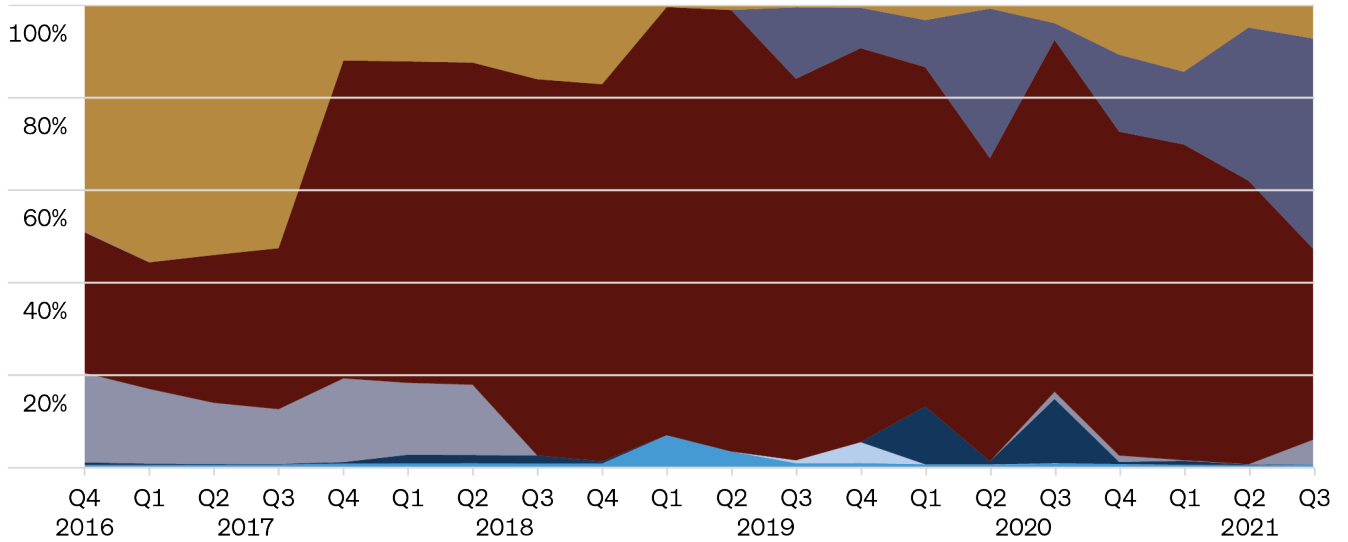


**Equity Inflation Portfolio**

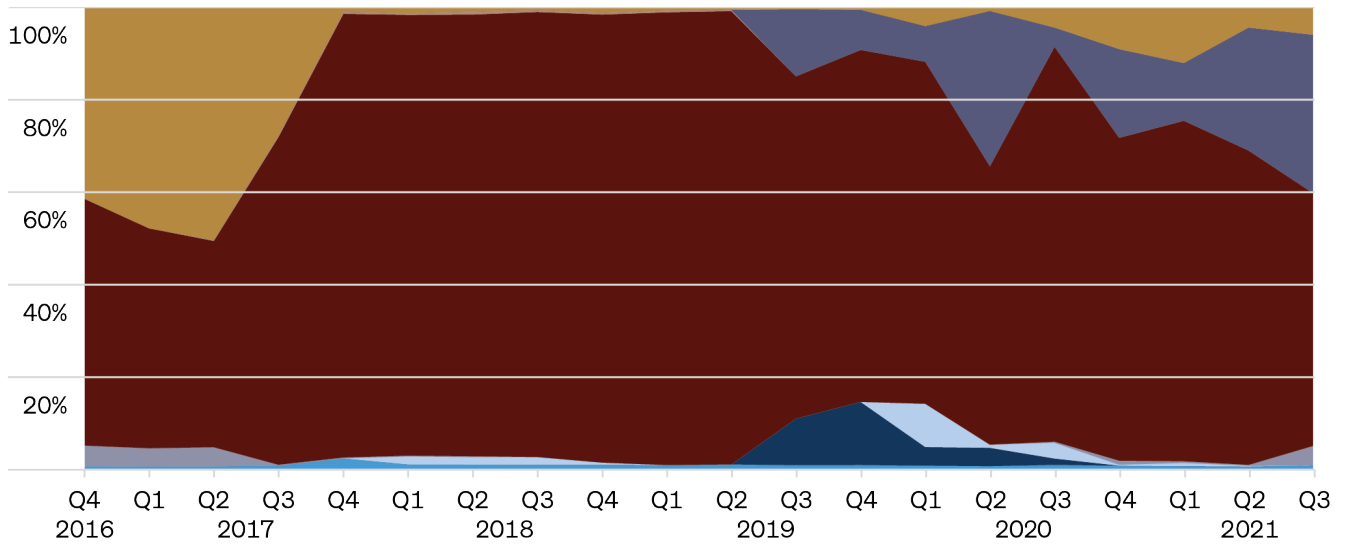


- Cash and cash equivalents
- New Zealand fixed interest
- International fixed interest
- Australasian equities
- International equities
- Listed property
- Commodities
- Other

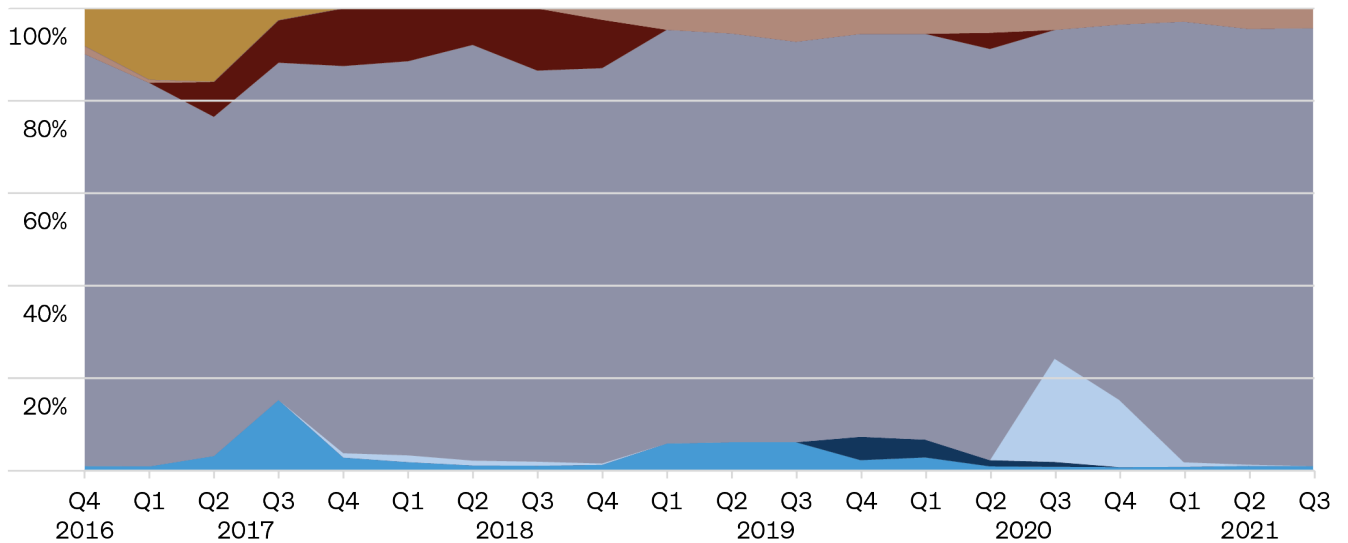
**Core Growth Portfolio**



**Global Equity Growth Portfolio**



**Dividend and Growth Portfolio**



- Cash and cash equivalents
- New Zealand fixed interest
- International fixed interest
- Australasian equities
- International equities
- Listed property
- Commodities
- Other

## Use of derivatives

Derivatives can be considered to be 'leveraged' investments, which means that a relatively small investment in derivatives can produce the same gain (or loss) as a much larger investment in the underlying asset itself. The use of derivatives and the leverage their use creates may increase or decrease investment risk. NZ Funds uses derivatives in a selective manner and makes decisions on the amount of leverage that the individual Portfolios may use.

The use of derivatives is somewhat like an individual investor borrowing money to buy an investment. For example, an investor might borrow money to purchase a property or share investment. As a result, gains or losses may be increased compared to an investment that has no borrowing. They can also be used to avoid losses or increase gains.

The use of leverage is managed through NZ Funds' active management approach and through the processes and policies surrounding our investment guidelines. The guidelines are not limits on the amount of leverage that may be used in each authorised asset class and the guidelines do not impose a limit on how we may invest. However, leverage is only used in seeking to achieve each Portfolio's investment objective and is an essential aspect of our active investment approach.

NZ Funds is expected to regularly use leverage (via derivatives) to change the exposure to an authorised asset class. The actual amount of leverage used by the Portfolios for the preceding three years is set out below.

The use of derivatives can also substantially alter the returns and risks of a Portfolio and may result in higher or lower returns than a fund that does not use derivatives.

Investors should be aware that the leverage of each Portfolio changes frequently and those changes can be material.

In most cases, we use notional market exposure when calculating leverage. This means that, in the table below, when we own a derivative we show how much exposure to an authorised asset class the derivative contract gives the Portfolio. However, some forms of economic exposure such as exposure to bonds or currencies are included on a profit and loss basis.

Also, we do not normally net exposures when calculating the amount of leverage in the Portfolio. This means that we do not distinguish between an active exposure that is designed to enhance the return of the Portfolio and an exposure that is designed to hedge (or reduce the risk) of the Portfolio. Instead, we normally show the total value of all exposures added together.

Portfolio	Core Cash Portfolio	Core Income Portfolio	Global Income Portfolio	Core Inflation Portfolio	Property Inflation Portfolio	Equity Inflation Portfolio	Core Growth Portfolio	Global Equity Growth Portfolio	Dividend and Growth Portfolio
2019	100% - 100%	100% - 101%	100% - 104%	100% - 104%	100% - 103%	101% - 132%	108% - 148%	102% - 175%	100% - 109%
2020	100% - 100%	100% - 102%	100% - 102%	100% - 111%	100% - 102%	100% - 138%	100% - 178%	100% - 143%	100% - 106%
2021	100% - 100%	101% - 156%	100% - 114%	101% - 191%	100% - 123%	101% - 213%	108% - 273%	100% - 196%	100% - 200%

## Foreign currency

We actively manage the foreign currency exposure of each Portfolio. Where a Portfolio holds assets denominated in a foreign currency, we have the choice of whether to hedge back to the New Zealand dollar or retain a foreign currency exposure. Irrespective of whether a Portfolio holds investments in that currency, a Portfolio can also take active foreign currency positions by investing in non-New Zealand dollar cash or foreign currency derivatives. The foreign currency exposure for each Portfolio is set out in its Quarterly Fund Update.

## Investment guidelines

We maintain internal investment guidelines which are used in the oversight of the Portfolios. These guidelines are designed to ensure the Portfolios invest in accordance with their investment objective and timeframe.

The guidelines set out the ranges within which each Portfolio will usually (but not always) invest in each authorised asset class, and also address other investment matters such as the ability of a Portfolio to use leverage and the level of liquidity that a Portfolio will target.

Initial guidelines are proposed by the NZ Funds Investment team and approved by the NZ Funds Investment Committee (a committee of the NZ Funds Board) and ratified by the NZ Funds Board.

Any member of the NZ Funds Investment, Legal, Compliance or Funds Management teams may propose a change to the guidelines, or the introduction of a new guideline. Amending a guideline (or introducing a new guideline) requires the approval of the NZ Funds Investment Committee and ratification or approval by the NZ Funds Board. The Board may ratify or approve the amended guideline (with or without additional amendments) or reject it.

If the Board rejects or amends a guideline change, the Investment team must take any action required to ensure that the affected Portfolio continues to comply with the guidelines. The detailed process for administering the guidelines is set out in our investment guidelines policy.

Our proprietary investment monitoring system enables compliance oversight of the guidelines. The system generates a daily report that identifies whether a Portfolio is in full compliance with the guidelines or is close to being, or is outside guidelines, giving the Investment team an opportunity to take corrective action.

It is expected that the guidelines will be exceeded from time to time over the course of an economic cycle, but when this occurs, the Manager will respond promptly to correct that. It will either alter the investment, or in some cases may seek a guideline change from the NZ Funds Investment Committee and NZ Funds Board.

Adherence to the guidelines is monitored by the NZ Funds Compliance team. Where the Compliance team identify that a guideline has been exceeded, they notify the Chief Investment Officer and Chief Operating Officer of the event and of the proposed solution.

The Portfolio Manager responsible is then required to take action to bring the Portfolio back within the guideline ranges (or if not possible or appropriate, is required to provide details of how the Portfolio will be brought back within the guideline ranges, and the timeframe for doing so) or seek approval for the guideline to be amended.

Each Portfolio is also reviewed against the guidelines on a monthly basis by the Investment Guidelines Meeting and any exceptions are noted (SIPO compliance for the preceding month is also confirmed at this meeting). The minutes of the Investment Guidelines Meeting are tabled at the Investment Committee meeting.

It is important to note that the exceeding of a guideline, or a deviation from the target investment mix for a Portfolio, does not amount to a limit break under the SIPO. The purchase of an unauthorised asset class does however constitute a SIPO limit break.

## 9. Risks

Every investment has risks. The primary risks of investing in a Portfolio include:

- not getting back some or all of your money;
- not getting the returns you expected;
- experiencing periods where your investment is worth less than it was previously; and
- not being able to withdraw from a Portfolio when you want to.

The following information is in addition to section 4 of the PDS – “What are the risks of investing?”. In the PDS, we discuss what we believe are the more significant risks of investing in the Portfolios. However, there are other risks associated with the Portfolios that could impact your investment which are discussed below. If any of these risks eventuate, a Portfolio may be adversely affected and you could receive back less than you invested.

You may lose some or all of your investment. No rate of return or repayment of your investment is guaranteed by NZ Funds, the Supervisor, or any other person.

### General investment risks

#### Interest rate risk

This is the risk that a Portfolio's returns may fluctuate as a result of changes in interest rates.

#### Credit risk

This is the risk that a Portfolio's returns may fluctuate as a result of an issuer of a security failing to pay interest or principal when due.

#### Equity risk

This is the risk that a Portfolio's returns may fluctuate as a result of changes in the value of equity investments. An equity investment may be affected by many factors, including the performance of the relevant company, market opinion, and the economic performance of a country or sector.

#### Derivative risk

This is the risk that a Portfolio's returns may fluctuate as a result of the use of derivatives. Derivatives can be considered to be 'leveraged' investments, which means that a relatively small investment in derivatives can produce the same gain (or loss) as a much larger investment in the underlying asset itself. The use of derivatives and the leverage their use creates may adversely affect your investment.

#### Political risk

This is the risk that a Portfolio's returns may fluctuate as a result of political changes or instability in a country. This could arise from a change in government, legislative bodies, other foreign policy makers, or military actions. Political risk may also arise as a result of geo-political events such as wars, terrorist acts and tensions between states.

#### Other risks

##### Counterparty risk

This is the risk that a party to a financial transaction or contract involving a Portfolio fails to meet its obligations. If this occurs, your investment may be adversely affected.

##### Operational risk

This is the risk of failure of internal or external processes, people, policies, technology or systems (for example, a material error in the pricing process), or external events affecting our or the Portfolios' operations. If this occurs, your investment may be adversely affected.

##### Cybersecurity risk

Cybersecurity risk is the risk of attack, damage or unauthorised access to the networks, computers, programs or data that we use. If this occurs, your investment and personal information may be adversely affected.

##### Service provider risk

This is the risk that a key service provider to the Portfolios (for example, the Supervisor, the Manager, the trustees and custodian of the wholesale trusts, external managers, settlement and trade counterparties, investment brokers and banks) fail to perform their obligations. If this occurs, your investment may be adversely affected.

##### Wholesale trust investment risk

The Portfolios can invest in wholesale trusts. Wholesale trust investment risk is the risk that an adverse event happens at the wholesale trust level or the wholesale trusts are wound up. If this occurs, your investment may be adversely affected.

##### Valuation risk

The Portfolios' unit prices are based on market price information provided by various sources. Valuation risk is the risk that these sources fail to provide an accurate price, or any price whatsoever. If this occurs, your investment may be adversely affected.

### Suspension of withdrawals risk

In certain circumstances, we can suspend or partially suspend withdrawals from a Portfolio. If this happens, you may not be able to withdraw or switch your investment when you want to.

### Tax risk

Income, dividends and interest, and gains on securities and investments that the Portfolios invest in may be subject to taxes (including withholding taxes) imposed by tax authorities in New Zealand and other jurisdictions. The Portfolios may not be able to claim a credit for these taxes.

Each Portfolio is currently a Portfolio Investment Entity (PIE). If a Portfolio loses its PIE tax status, your after-tax returns may be reduced.

### Regulatory risk

This is the risk that the laws and regulations applying to the Portfolios and their investments change in a way that adversely affects a Portfolio or your investment.

### Insolvency risk

This is the risk of a Portfolio becoming insolvent or being otherwise unable to meet its financial obligations. If this occurs, your investment may be adversely affected.

### Pandemic risks

This is the risk that the Portfolios' returns may fluctuate, or that the Portfolios may be adversely affected, as a result of virus, disease or other widespread health risks such as the COVID-19 pandemic. The emergence of COVID-19 (or other widespread health risks) can have a significant impact on financial markets and the operations of the Portfolios. If this occurs, your investment may be adversely affected.

The expected duration and magnitude of the current COVID-19 pandemic and/or other potential widespread health risks, and the severity and range of their potential impact on your investment, are currently uncertain. Investors should bear this in mind when deciding whether to invest.

The risks described in the PDS and this document are considered to be important risks, but do not cover all known risks of investing in the Portfolios. There may also be other risks which are currently unknown that may affect your investment in the Portfolios.

## 10. Conflicts of interest

Our conflicts of interest policy provides a framework for identifying, declaring and managing actual, potential or perceived conflicts of interest. The policy also covers gifts and hospitality and forms part of our broader conflicts of interest compliance and ethics frameworks.

The conflicts of interest policy is complemented by our:

- personal holdings policy, which contains restrictions on employees holding or trading in securities; and
- related party transactions policy, which provides a framework for identifying and managing related party transactions and ensuring compliance with the FMC Act.

Conflicts of interest that currently exist include:

- that the Portfolios invest in the wholesale trusts which creates a conflict of interest as we charge a performance fee in certain wholesale trusts which certain of the Portfolios invest.

These fees affect the value of the wholesale trusts, and indirectly the returns of the Portfolios, and could materially influence the investment decisions in respect of a Portfolio if non-arm's length fees were paid.

- some of our directors and employees may invest directly in our wholesale trusts.

## 11. How your investment is taxed

If you have any questions about the tax position of your investment in the Portfolios, we encourage you to talk to your tax adviser. We and the Supervisor do not take any responsibility for your tax position as a result of investing in a Portfolio.

### Portfolio Investment Entities

Each Portfolio has chosen to be a PIE. Under the PIE rules, we will calculate the tax due on your investment in a Portfolio each quarter based on your Prescribed Investor Rate (PIR), and unless you have chosen a PIR of 0% (or if we have treated you as having a PIR of 0%), we will pay this tax to Inland Revenue on your behalf.

If you are due a tax refund, we will use it to buy more units in the Portfolio for you, as long as you are still invested in the Portfolio when we receive the refund from Inland Revenue. If you are no longer invested in the Portfolio, we will pay the refund to you. If you have a PIR of 0%, we will tell you your share of the income of the Portfolio, but you will be responsible for your own tax.

### Choosing your PIR

You need to choose your PIR and tell us what it is. You also need to tell us your IRD number. For an individual, your PIR is based on your taxable income and PIE income for each of the previous two tax years. Your PIR is based on the year which has the lower combined income amount. You can use the table below to help you work out your PIR:

Taxable income		Taxable income + PIE income		PIR
\$0 – \$14,000	AND	\$0 – \$48,000		10.5%
\$0 – \$14,000	AND	\$48,001 – \$70,000		17.5%
\$14,001 – \$48,000	AND	\$0 – \$70,000		17.5%
Over \$48,001	AND	Any amount		28.0%
Any amount	AND	Over \$70,000		28.0%

It is important that you choose the correct PIR. If you select a PIR that is too high, you will be able to get any overpaid tax refunded (either directly or by a reduced tax bill) as part of the annual tax return process. If you select a PIR that is too low, you will have to pay more tax on your income from a Portfolio at your correct PIR.



Different rules for choosing a PIR apply for trusts and companies. Testamentary trusts (one set up under a will) can choose a PIR of 0%, 10.5%, 17.5% or 28%. All other trusts can choose a PIR of 0%, 17.5% or 28%. Companies and all other types of entities must choose a PIR of 0%.

If you do not tell us what your PIR is, we will set it at 28% (unless you are a company, when we will set it to 0%). You can change your PIR at any time by contacting us or your financial advice provider. Inland Revenue may also tell us to change your PIR if they think it is wrong. If they do, we must use the PIR that they tell us, unless you tell us to use a different rate.

Sometimes we can treat you as having a 0% PIR. We will do this where your tax liability is greater than the value of your interest in the Portfolio. Where this happens, we will cancel all of your units and pay the proceeds to Inland Revenue. You will have to pay any tax liability not covered by this amount. We may also treat you as having a 0% PIR if you reduce your holding in, or fully withdraw from, a Portfolio during the quarter, or in the first five days of the following quarter.

## 12. Personal information

### Privacy

The Privacy Act 2020 deals with how we collect, store and use the personal information you give us for your investment in the Portfolios.

This information may be used by us (including our related entities) and the Supervisor and shared with and used by your financial advice provider and by other service providers to the Portfolios for the purposes of arranging, managing and administering your investment, contacting you about your investment, and providing you with newsletters and information about other products and services.

We may also use and share your personal information in order to comply with any New Zealand law or the law of another country, including using it to verify (whether by electronic means or otherwise) your identity.

We may also be required to provide it to government agencies including the Financial Markets Authority and Inland Revenue. You have the right to access and correct personal information held by us.

### AML/CFT requirements

Under the Anti-Money Laundering and Countering Financing of Terrorism Act 2009, we are required to verify your identity and address and, in some cases, the source of your funds and wealth.

If you complete the Application Form with a financial advice provider, they may be able to verify your identity and address using certain identification documents and the process set out in the Application Form. We or your adviser may also be able to verify your identity and address electronically.

If you are completing the Application Form without a financial advice provider, your identification documents may be certified by a trusted referee or verified by an NZ Funds employee. More information on certification by trusted referees is set out in the Application Form.

AML verification requirements also apply to trusts, companies and other entity types. We have developed various AML forms for these purposes which are available on our website at [www.nzfunds.co.nz](http://www.nzfunds.co.nz) and which will guide you through the AML process. A combination of AML forms will need to be used for these entities. Your financial advice provider can help you complete these forms.

We cannot process your application unless the AML/CFT requirements have been satisfied.

### Foreign Account Tax Compliance Act (FATCA)

If you are a US person (that is, someone who is a United States citizen or tax resident, or a United States Green Card holder, or an entity owned or controlled by US persons) we may be required to provide information about your investment to Inland Revenue to comply with our obligations under the FATCA. Inland Revenue in turn may be required to pass this information to the United States Internal Revenue Service.

### Common Reporting Standard (CRS)

If you are tax resident in a country other than New Zealand, or an entity owned or controlled by non-New Zealand tax residents, we may be required to provide information about your investment to Inland Revenue to comply with our obligations under the CRS regime. Inland Revenue in turn may be required to pass this information to the revenue authority of the country in which you are tax resident.

### Change of personal details

If you wish to change your personal details, please complete a Changes in Client Details form. You can get this form from your financial advice provider or our website at [www.nzfunds.co.nz](http://www.nzfunds.co.nz).

## 13. Material contracts

### Trust Deeds

The Trust Deeds are agreements between us and the Supervisor that set out the rules for the management and administration of the Schemes and the Portfolios. A copy of each Trust Deed is available on the scheme register at [disclose-register.companiesoffice.govt.nz](http://disclose-register.companiesoffice.govt.nz).

### Management agreement

We have a management agreement with the Supervisor that sets out the operational arrangements for the Schemes and the Portfolios, including what information we have to report to the Supervisor, how the Portfolios' bank accounts will be operated, and what records we have to keep.

## 14. More about market indices

More information about the market indices noted in the SIPO can be found on the web pages listed below:

---

Bloomberg Barclays Global  
Aggregate Corporate Total  
Return Index Hedged USD [www.bloomberg.com/quote/LGCPTRUU:IND](http://www.bloomberg.com/quote/LGCPTRUU:IND)

---

FTSE EPRA/NAREIT  
Developed Total  
Return Index USD [www.ftse.com/products/indices/epra-nareit](http://www.ftse.com/products/indices/epra-nareit)

---

MSCI All Countries World  
Daily TR Net Local Currency [www.msci.com/acwi](http://www.msci.com/acwi)

---

S&P/ASX 200 Index Total  
Return [www.us.spindices.com/indices/equity/sp-asx-200](http://www.us.spindices.com/indices/equity/sp-asx-200)

---

S&P/NZX All Real Estate  
Industry Group Gross with  
Imputation [www.us.spindices.com/indices/equity/sp-nzx-all-real-estate-sector](http://www.us.spindices.com/indices/equity/sp-nzx-all-real-estate-sector)

---

S&P/NZX Bank Bills 90 Day  
Index Total Return [www.spglobal.com/spdji/en/indices/fixed-income/sp-nzx-bank-bills-90-day-index/#overview](http://www.spglobal.com/spdji/en/indices/fixed-income/sp-nzx-bank-bills-90-day-index/#overview)

---

S&P/NZX Call Rate Deposit  
Index Total Return [www.us.spindices.com/indices/fixed-income/sp-nzx-call-rate-deposit-index](http://www.us.spindices.com/indices/fixed-income/sp-nzx-call-rate-deposit-index)

---

S&P/ NZX Investment  
Grade Corporate  
Bond Index Total Return [www.spglobal.com/spdji/en/indices/fixed-income/sp-nzx-composite-investment-grade-bond-index/#overview](http://www.spglobal.com/spdji/en/indices/fixed-income/sp-nzx-composite-investment-grade-bond-index/#overview)

---

S&P/NZX 50 Portfolio Index  
Gross with Imputation [www.us.spindices.com/indices/equity/sp-nzx-50-portfolio-index](http://www.us.spindices.com/indices/equity/sp-nzx-50-portfolio-index)

---

## 15. Glossary

Term	Definition
Active management	A portfolio management approach where the investment manager makes specific investment decisions with the goal of outperforming a benchmark index or target return.
Alternative securities	Asset classes not usually accessed by retail investors, for example, private equity, venture capital, hedge funds, and digital assets (such as cryptocurrencies). These tend to be asset classes where valuation and liquidity may be uncertain and returns may be volatile. Includes derivatives on alternative securities.
Asset class	<p>These are the available asset classes that the Portfolios may invest in depending on their investment mandate. The Portfolios can purchase the assets either directly, or indirectly through derivatives. Not all Portfolios can invest in all asset classes. The asset classes are:</p> <ul style="list-style-type: none"> <li>• Cash and cash equivalents</li> <li>• New Zealand fixed interest</li> <li>• International fixed interest</li> <li>• Australasian equities</li> <li>• International equities</li> <li>• Listed property</li> <li>• Commodities</li> <li>• Alternative securities</li> </ul> <p>The above asset classes are from the Financial Markets Conduct Regulations 2014 (Regulations), except for 'alternative securities' which falls under 'Other' in the Regulations. These are the same asset classes used in the Quarterly Fund Updates.</p>
Australian bonds	Debt securities issued in Australia and derivatives on Australian bonds. For regulatory and Quarterly Fund Update purposes, debt securities issued in Australia are classified as 'international fixed interest'.
Australasian shares/equities	Shares listed on New Zealand or Australian stock exchanges and derivatives on New Zealand or Australian shares.
Cash and cash equivalents	Cash, or other assets that can be readily converted into cash, including bank term deposits and short term debt securities.
Commodities	A product which is, for example, agricultural, mineral or energy related, and is interchangeable with another product of the same type, and which may be bought or sold directly or indirectly through derivatives or an exchange traded fund.
Cryptocurrencies	Forms of currency that only exist digitally and that usually have no central issuing or regulating authority but instead use a decentralised system to record transactions and manage the issue of new units. Cryptocurrencies also include derivatives on cryptocurrencies. Examples of cryptocurrencies are Bitcoin and Ethereum.
Debt securities	Securities issued by an entity to enable it to borrow money. Debt securities cover a wide range of issuing entities and security types. Debt securities include (but are not limited to) corporate and government bonds, loans, floating rate securities and zero-coupon bonds. Includes derivatives on debt securities.
Derivatives	Financial instruments the value of which are derived from changes in the value of another asset or asset class (for example, a share market index, a commodity, a bond, or a currency). Examples of derivatives include futures, options, forwards, swaps and swaptions. Where an asset class is a permitted class, derivatives on that asset class are also permitted.
Digital assets	Anything that exists in a digital form which is self-contained, uniquely identifiable and has perceived value or the ability to be used (e.g. cryptocurrencies).
Growth assets	Investments where the return is expected to be made up predominantly of capital gains and losses over the investment period and/or investments where the expected yield or return on capital is relatively high. Shares are usually referred to as growth assets. Growth assets can include derivatives.
Hedge funds	Alternative investment vehicles generally only available to institutional and other sophisticated investors. Hedge funds typically have an absolute performance objective. They can invest in a wide variety of assets and use non-traditional investment techniques (for example, short selling, leverage, arbitrage and derivatives).
Income assets	Investments where the return is expected to be made up predominantly of interest income. Cash and cash equivalents and debt securities are usually referred to as income assets. Income assets can include derivatives.

<b>Term</b>	<b>Definition</b>
International bonds	Debt securities issued outside New Zealand and Australia, including derivatives on international bonds. For regulatory and Quarterly Fund Update purposes, all debt securities issued outside New Zealand are classified as 'international fixed interest'.
International shares/ equities	Shares listed on stock exchanges (other than New Zealand or Australian stock exchanges), including derivatives on international shares. International shares also include collective investment vehicles which invest in international shares including equity long/short hedge funds.
Investment Committee	The NZ Funds Investment Committee which is a sub-committee of the NZ Funds Board.
Listed property	Shares listed on stock exchanges which own or invest in property, buildings or land, and derivatives on listed property.
Net asset value	The value of the assets of a Portfolio, less any liabilities.
New Zealand bonds	Debt securities issued in New Zealand and derivatives on New Zealand bonds. For regulatory and Quarterly Fund Update purposes, debt securities issued in New Zealand are classified as 'New Zealand fixed interest'.
NZ Funds	New Zealand Funds Management Limited.
Portfolios	The Advised Portfolio Service Portfolios.
Short position	An investment technique that seeks to profit from a fall in the price of a security.
Specialist investment managers	External managers selected by NZ Funds who may manage a portfolio of securities directly held by a wholesale trust or an underlying fund in which a wholesale trust invests and includes derivatives on specialist investment managers.
Supervisor	The New Zealand Guardian Trust Company Limited.
Term deposit	A type of deposit held at a bank or other financial institution where the money is locked in for a set period of time, and can not be withdrawn until the time is up without penalty.
Trust Deed	The NZ Funds Managed Portfolio Service Part One trust deed and the NZ Funds Managed Portfolio Service Part Two trust deed, both dated 12 October 2016 (both as amended from time to time).





**New Zealand Funds  
Management Limited**

Level 16, 21 Queen Street  
Private Bag 92163, Auckland 1142  
New Zealand

T. 09 377 2277  
E. [info@nzfunds.co.nz](mailto:info@nzfunds.co.nz)  
W. [www.nzfunds.co.nz](http://www.nzfunds.co.nz)

**Auckland  
Wellington  
Christchurch  
Timaru  
Dunedin  
Invercargill**